

PRODUCT DATASHEET

DULUX F 24 W/840 2G10

OSRAM DULUX F | Flat CFLni, 2 tubes, with 4-pin base for ECG/CCG operation



AREAS OF APPLICATION

- Offices, public buildings
- Shops
- Supermarkets and department stores
- Hotels, restaurants
- Industry

PRODUCT BENEFITS

- Very economical
- Good quality of light
- Excellent luminous efficiency
- Extremely low profile
- Long service life

PRODUCT FEATURES

- Short and compact pin-base lamp with double-turn tubes
- Single-ended four-pin plug-in 2G10 base
- Average life: 10,000 h
- Color rendering index R_a : 80...89



TECHNICAL DATA

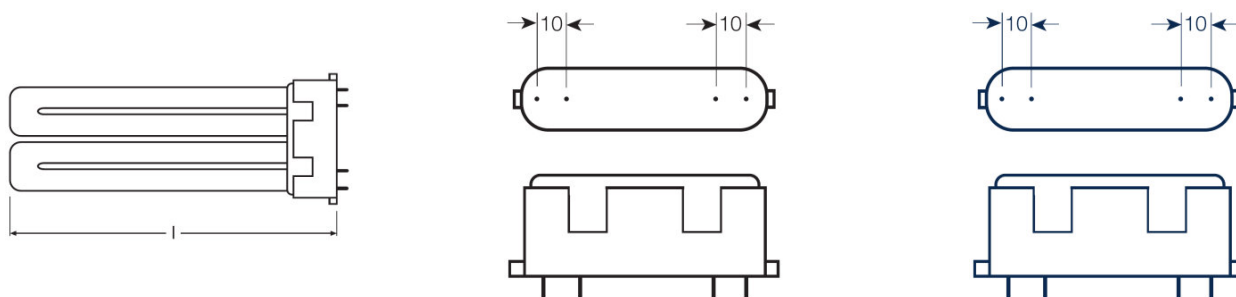
Electrical data

Nominal wattage	24.00 W
Rated wattage	24.00 W

Photometrical data

Nominal luminous flux	1700 lm
Light color (designation)	LUMILUX Cool White
Luminous flux at 25 °C	1700 lm
Rated luminous flux	1700 lm
Rated color temperature	4000 K
Color rendering index Ra	80...89
Rated LLMF at 4,000 h	0.86
Rated LLMF at 6,000 h	0.83
Rated LLMF at 8,000 h	0.81
Rated LLMF at 12,000 h	0.77
Luminance	2.5 cd/cm ²
Color temperature	4000 K
Luminous flux	1700 lm
Color rendering index Ra	80...89

Dimensions & weight



Diameter	17.5 mm
Overall length	165.0 mm
Tube diameter	17.5 mm
Length	165.0 mm
Length acc. to IEC standard	165 mm
Outer bulb	T16
Maximum diameter	17.0 mm

Temperatures & operating conditions

Rated ambient temp.w.max.luminous flux	25.0 °C
---	---------

Lifespan

Nominal lamp life time	13000 h
Rated lamp life time	13000 h
Service life	9000 h ¹⁾
Rated lamp survival factor at 2,000 h	0.99
Rated lamp survival factor at 4,000 h	0.99
Rated lamp survival factor at 6,000 h	0.99
Rated lamp survival factor at 8,000 h	0.95
Rated lamp survival factor at 12,000 h	0.64
Operation mode LLMF/LSF	HF
Lifespan	10000 h ¹⁾

¹⁾ With preheat ECG

Additional product data

Base (standard designation)	2G10
Mercury content	2.5 mg

Capabilities

Suitable for indoor	Yes
----------------------------	-----

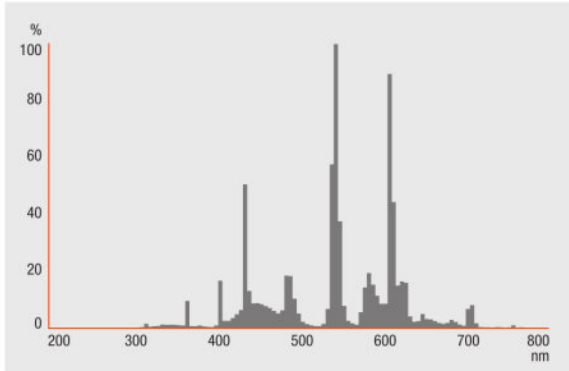
Certificates & standards

Energy efficiency class	A
Energy consumption	27 kWh/1000h
Energy efficiency class	A

Country-specific categorizations

ILCOS	FSD-24/840-E-2G10-90/165
--------------	--------------------------

Light Distribution



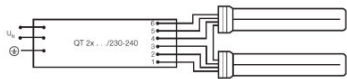
Spectral power distribution

EQUIPMENT / ACCESSORIES

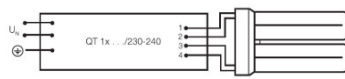
- Suitable for operation on electronic and conventional control gear

SAFETY ADVICE

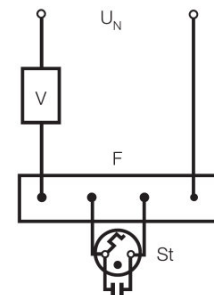
In case of lamp breakage: www.ledvance.com/brokenlamp



Circuit diagram



Circuit diagram



Circuit diagram

LOGISTICAL DATA

Product code	Product description	Packaging unit (Pieces/Unit)	Dimensions (length x width x height)	Volume	Gross weight
4050300333588	DULUX F 24 W/840 2G10	Shipping carton box 10	280 mm x 105 mm x 195 mm	5.73 dm ³	1319.00 g

The mentioned product code describes the smallest quantity unit which can be ordered. One shipping unit can contain one or more single products. When placing an order, for the quantity please enter single or multiples of a shipping unit.

DISCLAIMER

Subject to change without notice. Errors and omission excepted. Always make sure to use the most recent release.

OSRAM DULUX F | Flat CFLni, 2 tubes, with 4-pin base for ECG/CCG operation

Product name	Product name ECG	EAN	Nominal current	Nominal wattage + Power loss	Luminous flux at 35 °C	Number of lighting outlets
DULUX F 24 W/840 2G10	QT-ECO 1x18-24/220-240 L	4050300660417	0.16 A	22.50 W	1500 lm	1
	QT-ECO 1x18-24/220-240 S	4050300638560	0.16 A	22.50 W	1500 lm	1
	QTi 1x14/24 DIM	4050300870922	0.11 A	25.00 W	1700 lm	1
	QTi 2x14/24 DIM	4050300870946	0.22 A	49.00 W	1700 lm	2
	QTi 3x14/24 DIM	4008321069719	0.32 A	74.00 W	1700 lm	3
	QTi 4x14/24 DIM	4008321069993	0.43 A	97.60 W	1800 lm	4
	QTi DALI 1x14/24 DIM	4050300870380	0.11 A	25.00 W	1700 lm	1
	QTi DALI 2x14/24 DIM	4050300870861	0.22 A	49.00 W	1700 lm	2
	QTi DALI 3x14/24 DIM	4008321069955	0.32 A	73.40 W	1700 lm	3
	QTi DALI 4x14/24 DIM	4008321070036	0.43 A	97.60 W	1700 lm	4
	QT-M 2x26-42/220-240 S	4008321110022	0.23 A	54.00 W	1700 lm	2
	QTP-DL 1x18-24	4008321117861	0.115 A	26.00 W	1700 lm	1
	QTP-DL 2x18-24	4008321117885	0.22 A	49.00 W	1700 lm	2
	QTP-M 1x26-42	4008321329134	0.12 A	25.00 W	1650 lm	1
	QTP-M 2x26-32	4008321329158	0.21 A	48.00 W	1650 lm	2
	QTP-OPTIMAL 1x18-40	4008321873743	0.12 A	25.00 W	1650 lm	1
	QTP-OPTIMAL 2x18-40	4008321873767	0.23 A	50.00 W	1650 lm	2